

## PCC700B

**Prime Power: 500KW/625KVA Standby Power: 560KW/700KVA Voltage: 400VAC  
Powered by Cummins KT38-G Engine**

### Genset Performance

- 230/400VAC, 50Hz, 0.8PF, 3 Phases 4 wires
- Frequency drop  $\leq 3\%$
- Voltage regulation  $\leq 0.3\%$
- The steady state frequency  $\leq 0.5\%$
- The steady state voltage deviation  $\leq \pm 1\%$
- The transient frequency deviation  $\leq +10\% \leq -15\%$
- The transient voltage deviation  $\leq +20\% \leq -15\%$
- Frequency recovery time  $\leq 3S$
- Voltage recovery time  $\leq 1S(\text{Voltage} \pm 3\%)$
- THF (Telephone Harmonic Factor)  $< 3$
- TIF (Telephone Influence Factor)  $< 50$   
Comply to Standard NEMA MG1-22.43
- Built-in vibration isolator with high performance on shock absorption.

### Standard Configuration

- Cummins Engine
- Brushless synchronous alternator
- POWERTEC intelligent controller
- 40°C standard ambient temperature  
( 50°C Optional )
- Molded case circuit breaker ( 3P )
- Float battery charger
- Battery connect wire
- Steel base frame
- Silencer, bellows, exhaust bend
- Manual book and files

### Optional Items

- Starting batteries
- Fuel tank
- Oil-water separator
- Sensor for low coolant level, low fuel/oil level
- Automatically monitoring & controlling system of city power
- Coolant heater
- Oil heater
- Heat exchanger--Water cooled tower system
- Soundproof canopy
- Trailer
- 20GP or 40HQ container type canopy
- Design and construction of environmental protection
- Engineering for the Genset room



## Diesel Engine

- Model: **Cummins KT38-G**
- Construction: replaceable wet type cylinder block has excellent radiation. Mature standard spare parts commonly apply to other engine in this series. Cylinder block and head will have no fault with the designment of internal oil passage and compact structure
- Cooling system: Adopt gear centrifugal water pump to cool down water temperature. With large flow channel designmeng ,it has good cooling performance;
- Fuel system: Cummins patented technology (PT) fuel system optimizes combustion and reduces emission;
- Environment: The engine can work normally under the following conditions without de-rating:


A. 1800r/min engine--altitude less than 1500m (5000ft), ambient temperature less than 40 °C(104°F).

B. 1500r/min engine--altitude less than 1310m (4300ft), ambient temperature less than 40 °C(104°F)

But engine working environment conditions exceed above,

the engine output power will de-rate 4% as altitude increase each 300m(1000ft) at the altitude is higher than 1500m (5000ft),

Also it will de-rate 2% as temperature increase every 11 °C(1% de-rating ,when temperature increase each 10°F ). in the ambient temperature is higher than 40°C(104°F)



## Alternator

- Optional brands: **Stamford / Marathon / Faraday / Engga / Mecc Alt**
- Brushless, 4 pole rotating magnetic field, single bearing with protective cover.
- Insulation: H Class.
- IP Class: IP23
- Cooling system
- AC exciter, rotate rectifying
- Rotor and exciter made with high temperature insulating resin, to satisfy tough environment.
- Rotor dynamic balancing complys for BS5625, class 2.
- Sealed with advanced lubricating grease to prolong life of bearing.



**Notes: Above data of alternator comes from Stamford. Specification may alternated without advance notice.**

## Standard Meters

- 3 phases voltage:  $U_a, U_b, U_c$
- Frequency F1
- Apparent power PR
- Power factor PF
- Coolant temperature WT
- Temperature °C display
- Oil pressure OP
- Engine speed
- 3 phases current:  $I_a, I_b, I_c$
- Active power PA
- Power factor PF
- Temperature °C display
- KPa/Psi/Bar display
- Battery voltage V
- Running Hour
- Starting timer:(999999)



## Standard Protection

### Genset Protection

- Programmable I/O signal
- Emergency stop

### Engine Protection

- Stop for over speed
- Low oil pressure
- High Coolant temperature
- Sensor fail
- Alarm for low/high battery voltage
- Low battery voltage
- Fail to start/Cranking fail

### Alternator Protection

- Over Voltage
- Over current
- Voltage signal lost
- Over Voltage
- Over frequency
- Under frequency

### Control System Components

- Manual/auto/stop/start
- Setting button
- Fault status indicators
- Screen menu selection button
- Emergency stop button
- Digital displayer

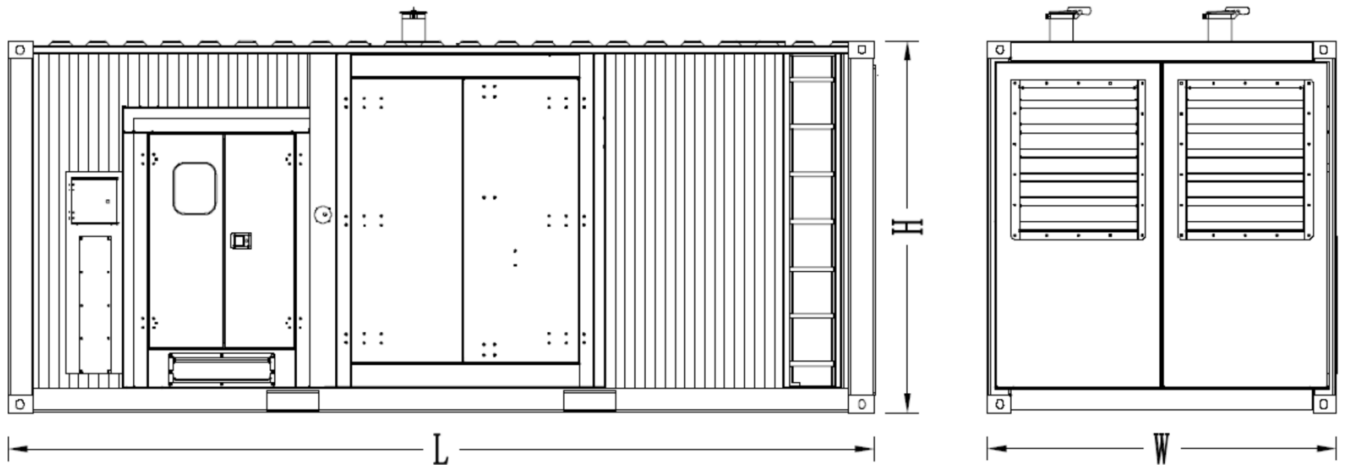
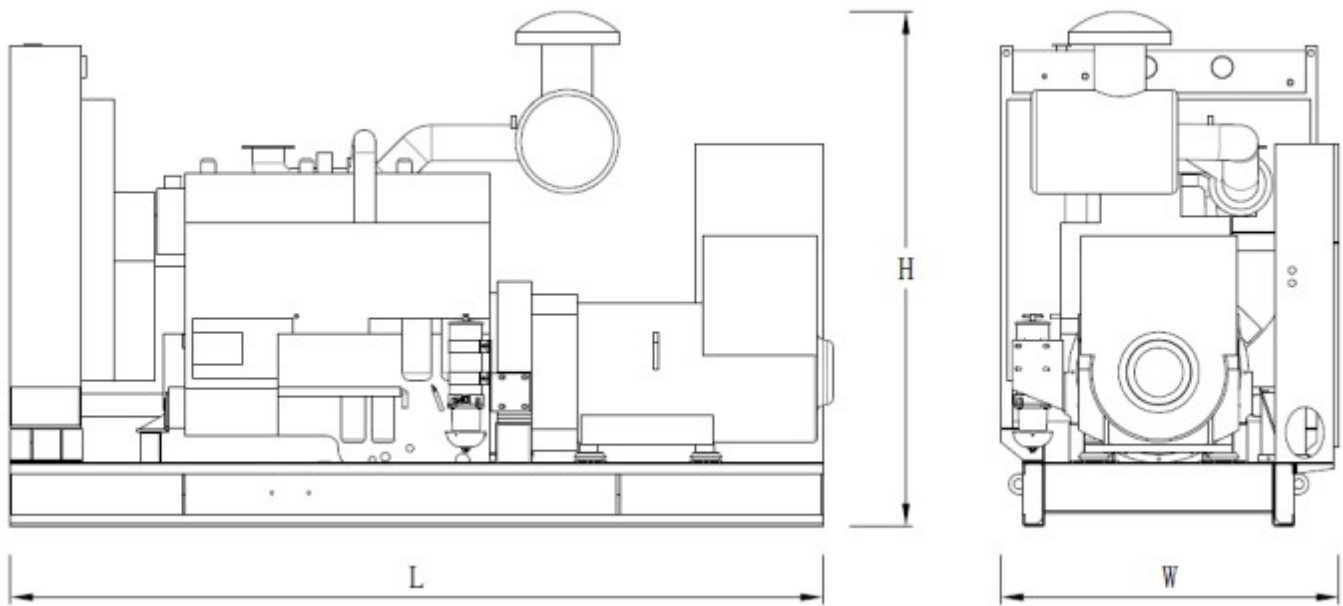


## Communication Interface (Option)

- International standard MODBUS communication protocol RS232/ RS485 is suitable for remote control and monitor; It is easy integrated with SCADA;

**Notes: Above data of controller comes from POWERTEC GC6110. Customized solutions is available as required**

<b>Genset</b>	
Model	PCC700B
Prime Rating (kw)	500
Standby Rating (kw)	560
Rate voltage(V)	400
Rate current(A)	902
Power factor	0.8
Frequency(Hz)	50
<b>Engine</b>	
Engine Model	KT38-G
Gross Engine output-Prime (kw)	560
Gross Engine output-Standby (kw)	616
Bore * stroke (mm)	159*159
Cylinders and structure	12 In V-type
Displacement(Liter)	38
Compression Ratio	15.5:1
Intake way	Turbocharged/Air-Air intercooler
Max intake resistance (KPa)	6.23
Air intake (m3/h)	2887
Max exhaust back pressure (KPa)	10
Exhaust gas flow (m3/h)	8071
Exhaust temp (°C)	539
Cooling way	Water Radiator & Fan
Fan exhaust flow (m3/min)	1140
Coolant capacity (L)	252
Highest water temperature(°C)	104
Minimum air opening to room (m2)	5.8/4.5
Thermostat range (°C)	82-93
Max oil temperature (°C)	121
Lubrication system oil capacity (L)	135
Rate load fuel consumption(L/H)	140
Standard Governor/Class	Electronic
<b>Alternator</b>	
Rated Voltage(V)	400/230
Output Way	3 Phases, 4 wires
Rated power factor	0.8
Exciter	Brushless, Self-exciter
Max voltage regulation	±1%
Phase	3
Protection class	IP21-23
Insulation class	H
<b>Controller</b>	
Brand	POWERTEC GC6110



Type	Dimension (mm) (L*W*H)	Weight (kg)	Fuel Tank Capacity (L)
Open Type	4225*1805*2467	6400	-
Silent Type	6058*2438*2591	10200	1500

## Contact Us

### Powertec Generator System Inc.

**Addr:** Danshui Yanna Industry Zone, Huiyang, Huizhou, Guangdong, China

**Tel:** +86 752-3911119 / 3911118

**Fax:** +86 752-3911110

**Web:** www.powertec.com.cn

**Email:** powertec@powertec.com.cn